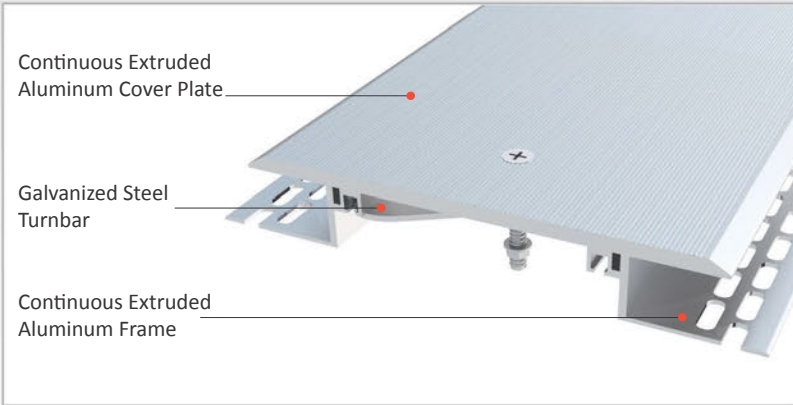


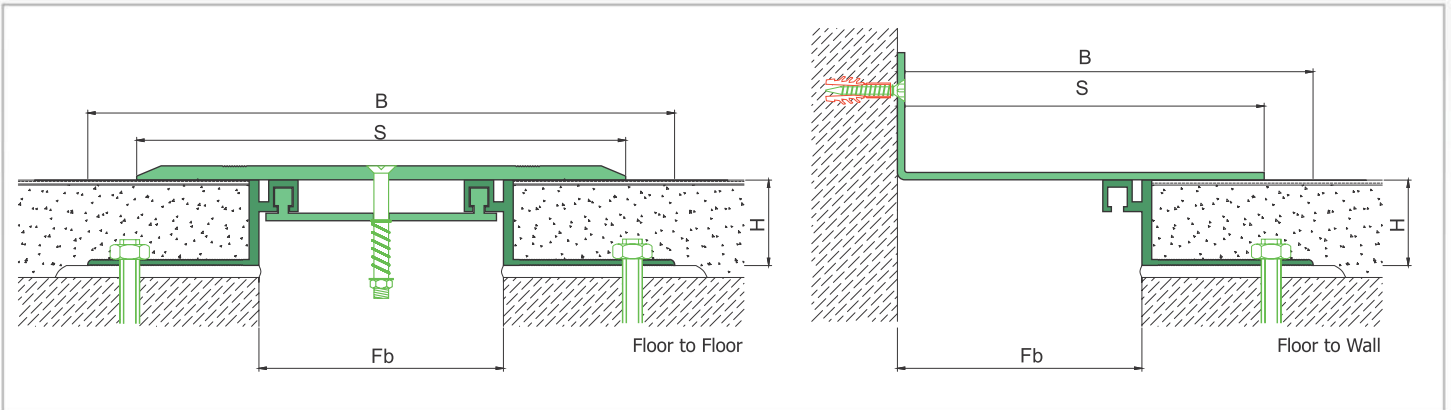


AS A253 flush mounted seismic profile provides a multi-directional movement at gaps up to 100 mm and standard load capacity is designed for cars. On order, it can be manufactured heavy duty by using galvanized or stainless steel covers at different thicknesses. During the seismic activity, pursuant to ground motion, centering bar expands and narrows down the profile with a high movement ability and ensures the cover plate to stay in its original position after the seismic activity. It's ideal for places with pedestrian or vehicle traffic and can be applied to all types of floor finishes.

- Application Areas** : Indoor & Outdoor / Floor
- Ideal for** : Car Parks, Airports, Shopping Malls, Residences, Hospitals, Hotels, Commercial & Public Buildings etc.
- Material** : Anodized Aluminum Cover Plate (Galvanized or Stainless Steel Optional), Mill Finish Aluminum Frame
- Aluminum Alloy** : 6063 AA-USA / EN AW 6063
- Optional Supplies** : Fire Barrier, Waterproof EPDM membrane



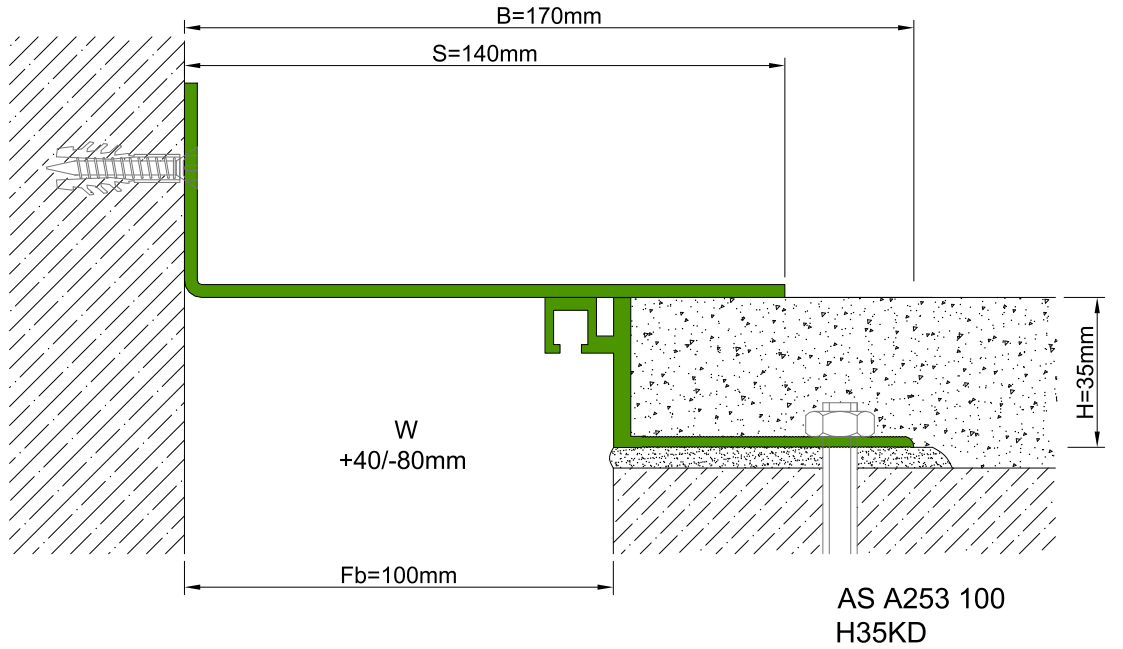
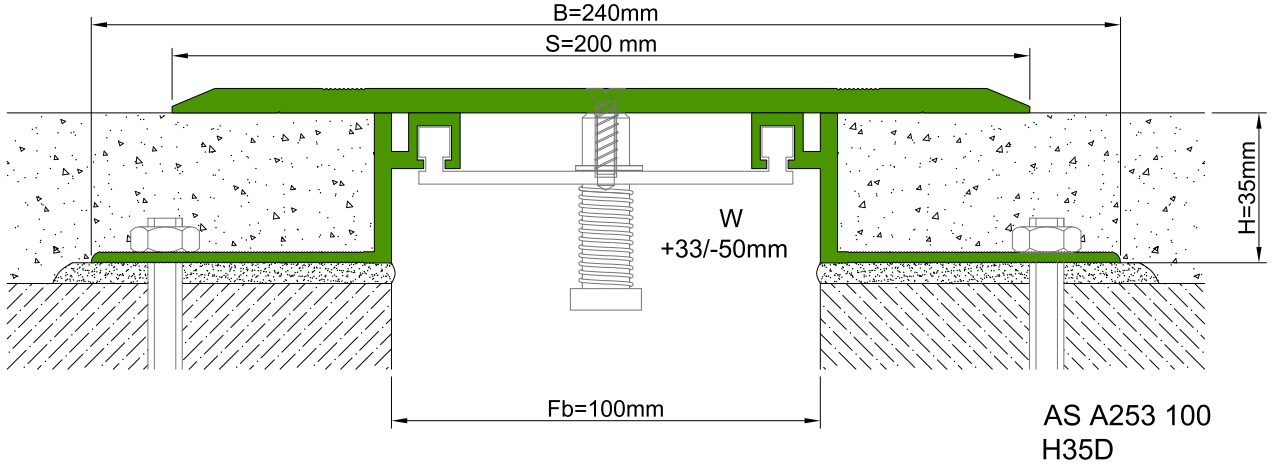
SEISMIC



* Visuals are representative and the profile configuration may differ depending on the characteristics requested.

LOCATION	MODEL	GAP (Fb) mm	HEIGHT (H) MM	OVERALL WIDTH (B) mm	VISIBLE WIDTH (S) mm	MOVEMENT (W) mm	LOAD CAPACITY	STANDARD LENGTH (mt)
Floor to Floor	AS A253-060	60	35	200	150	+17 / -13		3
	AS A253-075	75	35	215	150	+23 / -28		3
	AS A253-100	100	35	240	200	+33 / -50		3

Note: Please ask for different sizes



Profil No Profile Number	AS A253 100	AS A253 100K
Fb (mm)	100	100
H (mm) yaklaşık approx.	35	35
W± (mm) yaklaşık approx.	+33/-50	+40/-80
Renk Color	Alüminyum Kapak:Eloksallı, Alüminyum Bağlantı Elemanı: Natürel Aluminum Cover Plate:Anodised, Aluminum Frame: Natural	
Malzeme Material	Alüminyum Aluminum	
Standart Uzunluk Standard Length	3	
Yükleme Kapasitesi Load-Bearing Capacity	